

# PERSONAL WELLBEING INDEX

Indians report improved satisfaction with their future security amidst the Coronavirus Crisis

Team CVoter conducted a series of surveys in December 2019, April 2020 and May 2020 to find out the Personal Wellbeing Index (PWI) of Indians across the country. The PWI asks respondents about their levels of satisfaction corresponding to different domains in their life such as their standard of living, health, personal relationships, future security and others.

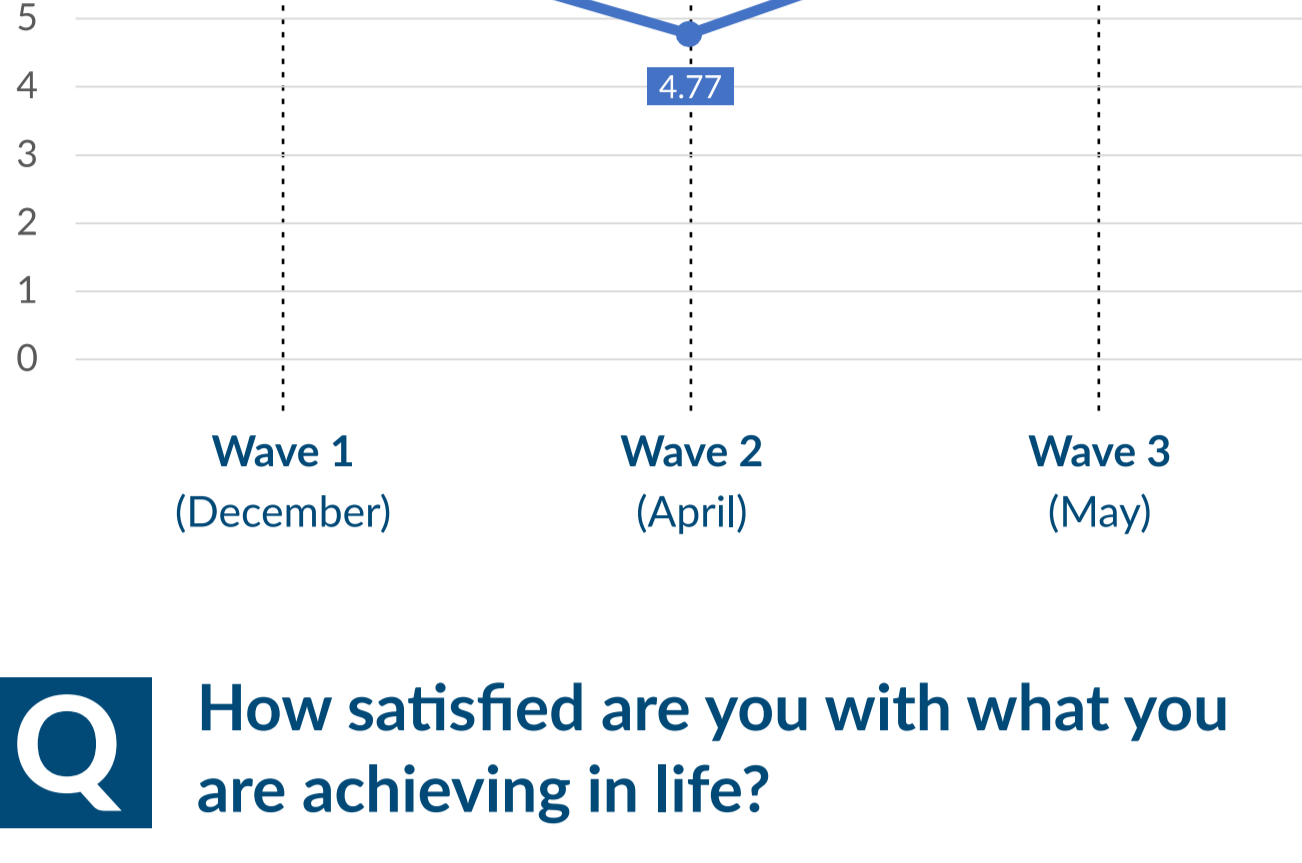
Respondents rate their levels of satisfaction on a scale of 0 (least satisfied) to 10 (most satisfied) for all domains.

In today's infographic, Team Polstrat breaks down how Indians' satisfaction with their future security and what they are achieving in life has changed before and during the Coronavirus crisis.



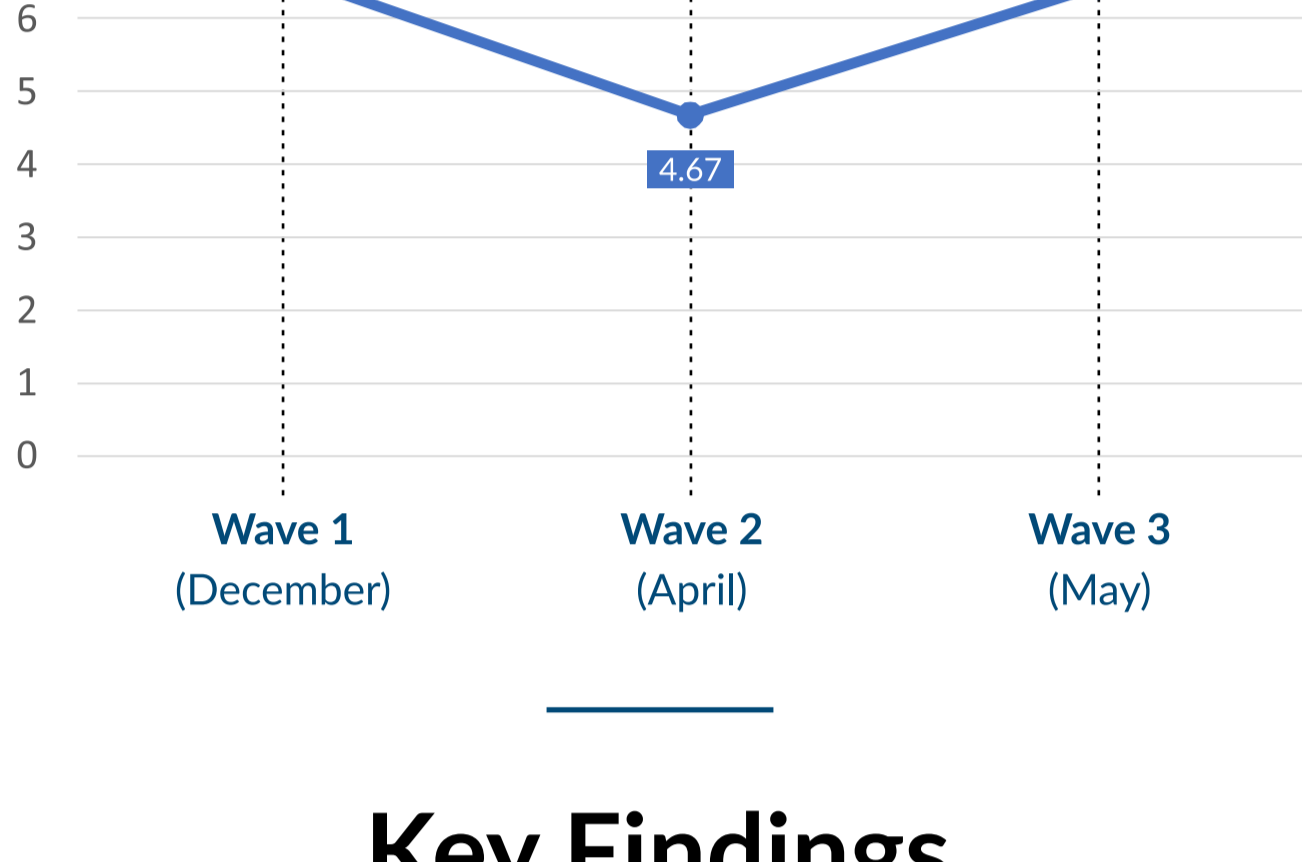
## Q

How satisfied are you with your future security?



## Q

How satisfied are you with what you are achieving in life?



## Key Findings



Indians reported a higher level of satisfaction with their future security in Wave 3 (May 2020) than before the Coronavirus (December 2019). There was a huge decline in satisfaction in Wave 2 (April) right after the lockdown had been put into effect, as this would have increased uncertainty for most people.

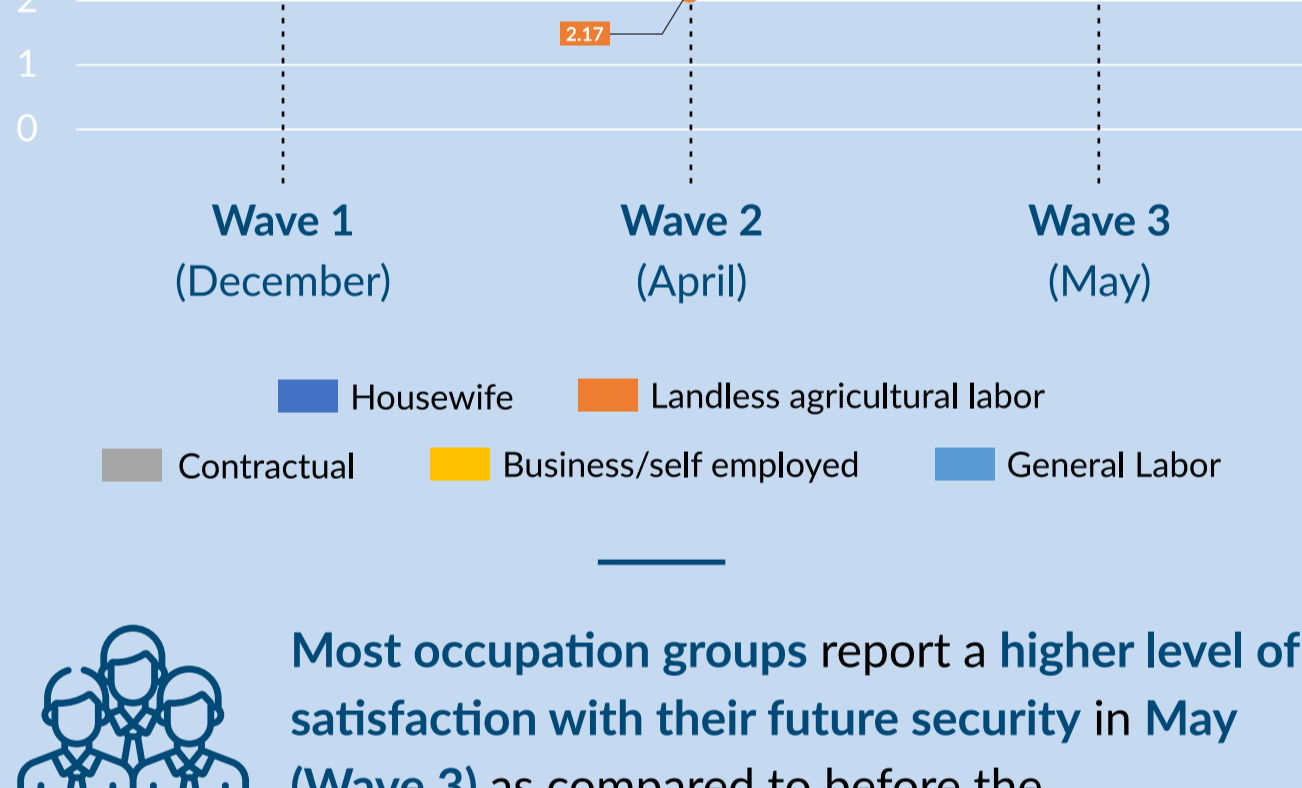
### WAVE 03

However, what is interesting to note is that despite an ongoing lockdown in May (Wave 3), respondents noted a higher level of satisfaction with their future security even when compared to before the Coronavirus crisis.



Similarly, people's satisfaction with what they are achieving in life falls in Wave 2, before recovering again in Wave 3. However, overall, their satisfaction in May 2020 is slightly lower than in December 2019.

## Who is most satisfied with their future security?



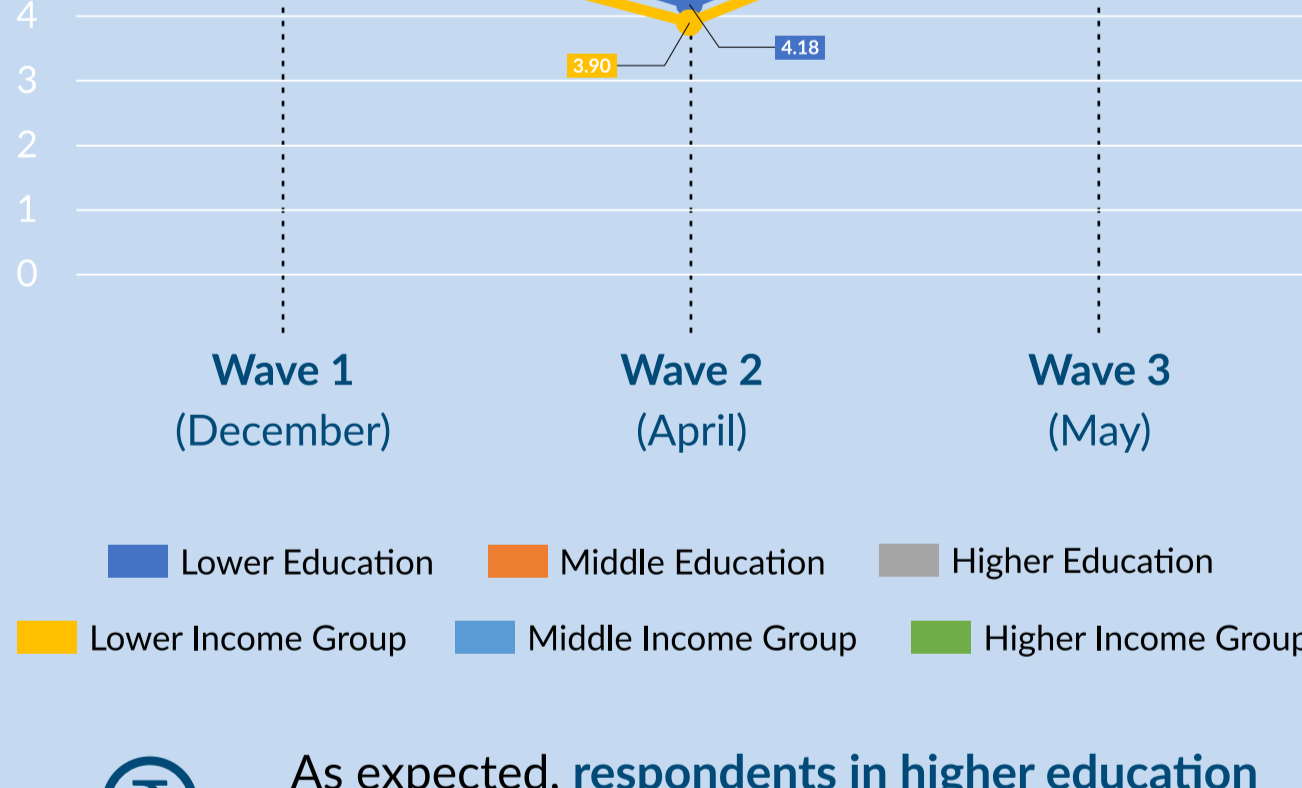
Most occupation groups report a higher level of satisfaction with their future security in May (Wave 3) as compared to before the Coronavirus crisis (December).

### Highest levels of increase in satisfaction

**4.49** Landless Agricultural Labour  
**2.18** Housewives  
**1.14** General Labour  
**0.68** Business Owners

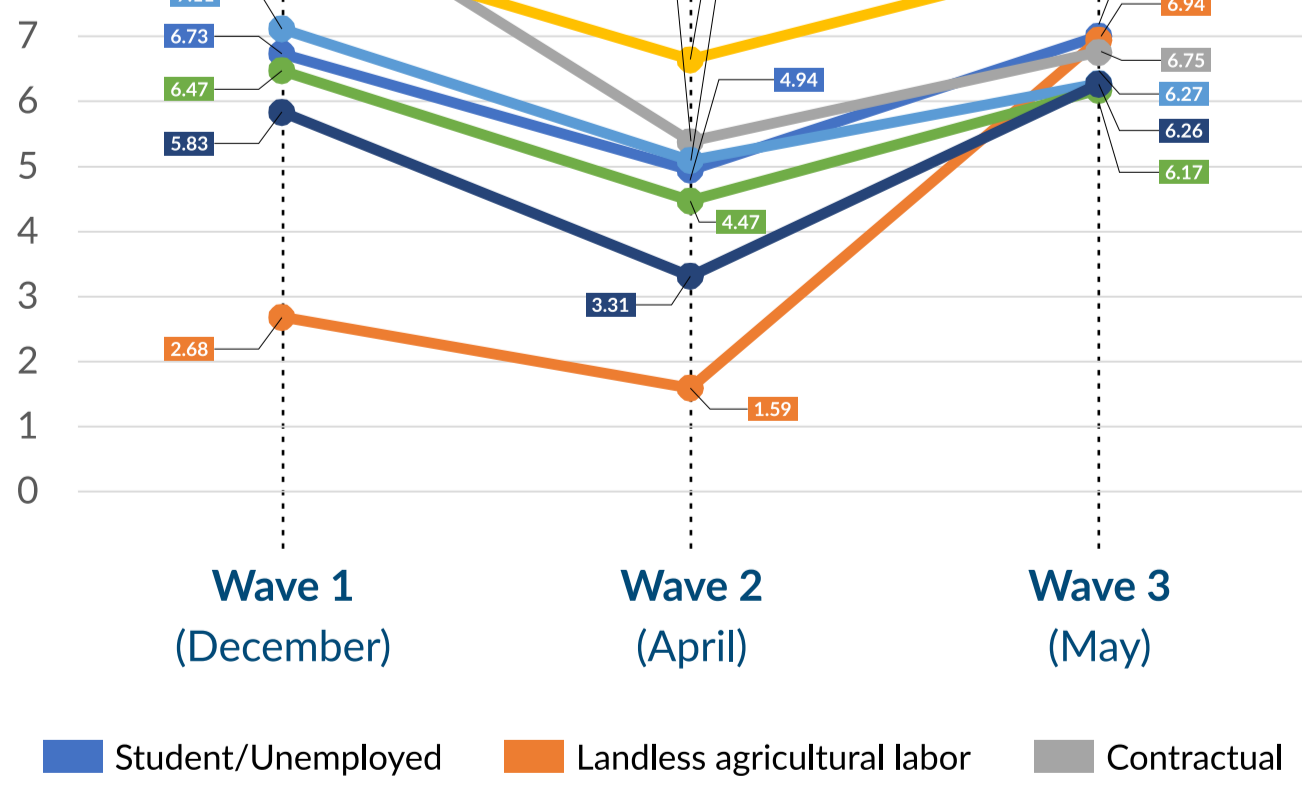
### Decrease in satisfaction levels

**2.83** Contractual Workers



As expected, respondents in higher education and income groups report the highest level of satisfaction with their future security in Wave 1 and 3 of the survey. All groups, except for those in the middle education group, report increased satisfaction in their future security from December to May.

## Who is most satisfied with what they are achieving in life?



Across occupation groups, there is a varied response to satisfaction with what respondents are achieving in life.

### Highest levels of increase in satisfaction

**4.26** Landless Agricultural Labour  
**0.28** Students/Unemployed

### Decrease in satisfaction levels

**2.56** Contractual Workers  
**0.84** Private Sector Employees  
**0.30** Business Owners

All survey findings and projections are based on the Team CVoter "Personal Wellbeing Survey" survey carried out in December 2019, April 2020 and May 2020 among 18+ adults statewide, including every major demographic.

The data is weighted to the known demographic profile of every state, including age group, social group, income, region, gender and education levels. (Sample Size: 2488)